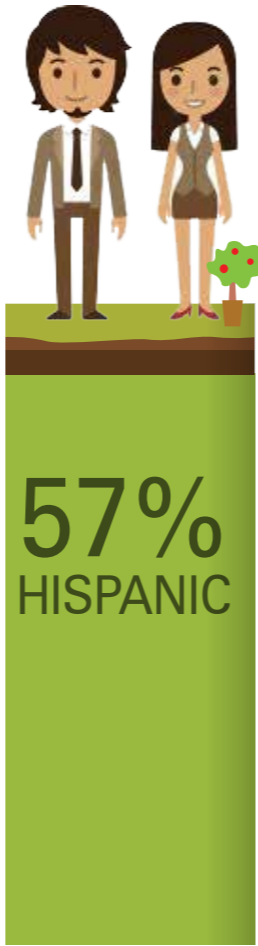



Montclair

Montclair Plaza

Mixed use retail and light industrial.
 Convenient location between the 10
 San Bernardino Fwy and Arrow Hwy.



54,000
Cars Per Day



Average

Household


Income

\$63k





WESTLAND

RETAIL PROPERTIES



Westland Real Estate Group

Invest  Develop  Manage

Contact:

Manny Bukiet

Office: (877) 439-7130

Cell: (310) 346-9147

Email: manny.b@westlandreg.com

www.westlandRealEstateGroup.com

Montclair Plaza

9014 N. Benson Ave.

Montclair

www.westlandRealEstateGroup.com

N. Benson Ave.